



NAME _____

DATE _____



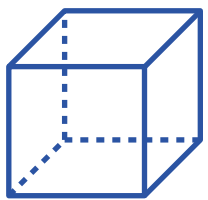
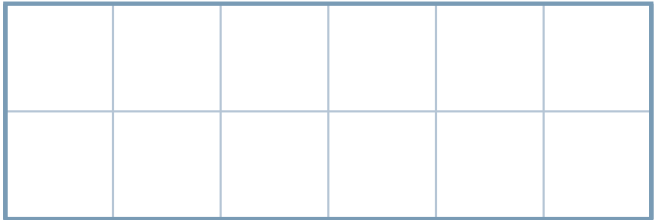
(PAGE 1 OF 2)

About the Mathematics in This Unit

Dear Family,

We are beginning a new unit in mathematics called *Attributes of Shapes and Parts of a Whole*. In this unit, which focuses on 2-D and 3-D geometry and also foundational ideas about fractions, students will identify two- and three-dimensional shapes, learn about rectangular arrays, and partition squares, rectangles, and circles into equal parts.

Throughout the unit, students work toward the following goals.

Benchmarks/Goals	Examples		
Identify attributes of and draw 2-D and 3-D shapes.	 6 sides	 4 sides, 4 right angles	 6 square faces
Make a rectangle out of squares and describe it.	 2 rows 6 in each row		








NAME _____

DATE _____

(PAGE 2 OF 2)

About the Mathematics in This Unit

Benchmarks/Goals	Examples
Divide 2-D shapes into halves, thirds, and fourths.	  
Recognize that [halves] of the same whole can look different.	  Both show halves.

In class, students engage in math problems and activities. They are frequently asked to share their thinking about a given problem. What is most important is that children accurately solve math problems in ways that make sense to them. At home, encourage your child to explain the math thinking that supports those solutions. In the coming weeks, you will receive more information about our work in this unit as well as suggestions for activities to do at home.